


RACE FINANCIAL INCLUSION UNIT FUND
Statement of Financial Position (Un-Audited)
As at June 30, 2022

		Amount in Taka	
Particulars	Notes	30-Jun-22	31-Dec-21
ASSETS			
Investment at Fair Value	1.00	199,231,089	-
Dividend Receivable	2.00	65,671	-
Advance, Deposit & Prepayments	3.00	283,219	-
Receivable from Brokerhouse	4.00	30,588,840	-
Cash & Cash Equivalents	5.00	18,874,401	-
Preliminary & Issue Expenses	6.00	3,378,673	-
		252,421,893	-
LIABILITIES			
Accounts Payable	7.00	5,649,044	-
		5,649,044	-
NET ASSETS			
		246,772,849	-
OWNERS' EQUITY			
Capital Fund		250,000,000	-
Unit Premium Reserve		1,485,000	-
Retained Earnings		(4,712,151)	-
		246,772,849	-
Net Assets Value (NAV)-at Cost			
No. of unit	8.00	260,965,925	-
		25,000,000	-
		10.44	-
Net Assets Value (NAV)-at Fair Value			
No. of unit	8.00	246,772,849	-
		25,000,000	-
		9.87	-

On behalf of RACE Financial Inclusion Unit Fund




Chairman, Trustee
SENTINEL Trustee & Custodial Services Limited



Member, Trustee
SENTINEL Trustee & Custodial Services Limited



CEO & Managing Director
Asset Manager
Bangladesh RACE Management PCL



Head of Fund Accounts
Asset Manager
Bangladesh RACE Management PCL



Chief Compliance Officer
Asset Manager
Bangladesh RACE Management PCL

Dhaka,
Date: July 28, 2022



RACE FINANCIAL INCLUSION UNIT FUND
Statement of Profit or Loss & Other Comprehensive Income (Un-Audited)
For the period from January 20, 2022 to June 30, 2022

		Amount in Taka			
Particulars	Notes	Jan 20, 2022 to 30 Jun 2022	Jan 01, 2021 to 30 Jun 2021	Apr 01, 2022 to Jun 30, 2022	Apr 01, 2021 to Jun 30, 2021
INCOME					
Net Profit on Sale of Securities		15,477,568	-	-	-
Dividend Income from Investment		7,911,490	-	7,451,671	-
Financial Income		996,839	-	-	-
		24,385,897	-	7,451,671	-
EXPENSES					
Management Fee		1,680,636	-	944,691	-
Amortization of Preliminary & Issue Exp.	6.00	228,537	-	128,376	-
Trustee Fee		159,489	-	97,397	-
CDBL Charge		52,781	-	52,781	-
Audit Fee		11,500	-	-	-
Bank Charge		118,009	-	116,169	-
Printing Publication & IPO Expenses	9.00	278,000	-	3,000	-
		2,528,952	-	1,342,414	-
Profit Before Provision		21,856,944	-	6,109,257	-
(Total Provision for VAT,Tax & write off)/ write back against erosion of fair value	10.00	(14,469,095)	-	(13,621,828)	-
(A) Net Profit after Provision transferred to retained earnings		7,387,849	-	(7,512,570)	-
Other Comprehensive Income:					
Unrealised gain/(Loss)		(14,193,076)	-	(13,467,158)	-
Total profit and loss & other comprehensive income		(6,805,227)	-	(20,979,728)	-
(B) No. of Unit		25,000,000		25,000,000	
Earnings Per Unit (EPU)*	11.00	0.30		(0.30)	

* The EPU has been calculated, dividing (A) Net profit after provision transferred to retained earnings by (B) outstanding units as on June 30, 2022.

On behalf of RACE Financial Inclusion Unit Fund


Chairman, Trustee

SENTINEL Trustee & Custodial Services Limited



Member, Trustee

SENTINEL Trustee & Custodial Services Limited


CEO & Managing Director

Asset Manager

Bangladesh RACE Management PCL


Head of Fund Accounts

Asset Manager

Bangladesh RACE Management PCL



Chief Compliance Officer

Asset Manager

Bangladesh RACE Management PCL

Dhaka,
Date: July 28, 2022





RACE FINANCIAL INCLUSION UNIT FUND
Statement of Changes in Equity (Un-Audited)
For the Period Ended June 30, 2022

<i>Amount in Taka</i>				
Particulars	Capital Fund	Unit Premium Reserve	Retained Earnings	Total Equity
Fund Capital	250,000,000	-	-	250,000,000
Premium on Surrendered of Unit	-	-	(12,100,000)	(12,100,000)
Premium on Sale of Unit	-	1,485,000	-	1,485,000
Net Profit during the Period	-	-	7,387,849	7,387,849
Balance at June 30, 2022	250,000,000	1,485,000	(4,712,151)	246,772,849

On behalf of RACE Financial Inclusion Unit Fund


Chairman, Trustee
 SENTINEL Trustee & Custodial Services Limited


CEO & Managing Director
 Asset Manager
 Bangladesh RACE Management PCL


Member, Trustee
 SENTINEL Trustee & Custodial Services Limited


Head of Fund Accounts
 Asset Manager
 Bangladesh RACE Management PCL

Dhaka,
 Date: July 28, 2022


Chief Compliance Officer
 Asset Manager
 Bangladesh RACE Management PCL



RACE FINANCIAL INCLUSION UNIT FUND
Statement of Cash Flows (Un-Audited)
For the Period Ended June 30, 2022


Particulars	Amount in Taka	
	30-Jun-22	30-Jun-21
A. Cash Flows from / (used in) Operating Activities		
Net Profit on Sale of Securities	15,477,568	-
Dividend from Investment	7,845,819	-
Interest Income	996,839	-
Operating Expenses	(541,801)	-
Net Cash from Operating Activities	23,778,425	-
B. Cash Flows from/(used in) Investing Activities		
Net Investment in Securities	(244,289,024)	-
Net Cash Used in Investing Activities	(244,289,024)	-
C. Cash Flows from/(used in) Financing Activities		
Fund Capital	250,000,000	-
Premium on Surrendered of Unit	(12,100,000)	-
Premium on Sale of Unit	1,485,000	-
Net Cash used in Financing Activities	239,385,000	-
Net cash flows (A+B+C)	18,874,401	-
Cash & Cash Equivalents at beginning of the period	-	-
Cash & Cash Equivalents at end of the period	18,874,401	-

Net Operating Cash Flow Per Unit (NOCFPU)

0.95

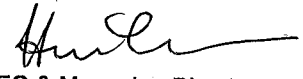
On behalf of RACE Financial Inclusion Unit Fund



Chairman, Trustee
SENTINEL Trustee & Custodial Services Limited



Member, Trustee
SENTINEL Trustee & Custodial Services Limited

Dhaka,
Date: July 28, 2022




CEO & Managing Director
Asset Manager
Bangladesh RACE Management PCL


Head of Fund Accounts
Asset Manager
Bangladesh RACE Management PCL


Chief Compliance Officer
Asset Manager
Bangladesh RACE Management PCL

RACE FINANCIAL INCLUSION UNIT FUND
Notes to the Financial Statements
For the period ended June 30, 2022

			Amount in Taka
			30-Jun-2022
Investment at Fair Value			
Capital Market Securities-Listed	1.01		199,231,089
			199,231,089

01.01 Capital Market Securities-Listed

Sector/Category	Amount in Taka			
	No. of Shares	Cost Value	Fair Value (30 Jun 2022)	Required (Provision) / Excess
Bank	7,602,154	111,764,338	99,363,511	(12,400,827)
Corporate Bond	160	164,589	172,240	7,651
Food and Allied	21,156	14,552,675	12,885,606	(1,667,069)
Insurance	7,311	73,110	360,432	287,322
Pharma	79,445	86,323,101	85,920,155	(402,946)
Miscellaneous	305	546,353	529,145	(17,208)
Total	7,710,531	213,424,165	199,231,089	(14,193,076)

(Net Provision)/Unrealized Gain Taken

(14,193,076)

02.00 Dividend Receivables

BERGERPBL	3,050
EXIM Bank Limited	62,621
	65,671

03.00 Advance, Deposit & Prepayments

BSEC Annual Fee	250,000
CDBL Annual Fee	33,219
	283,219

04.00 Receivable from Brokerhouse

Receivable from brokerhouse	30,588,840
	30,588,840

05.00 Cash and Cash Equivalents

<i>Operation Accounts</i>	
Bank Asia-62036000025	18,874,401
<i>Dividend & IPO Accounts</i>	
NRB Bank-1022050106123	-
Southeast Bank-008313500000069	-
	18,874,401

06.00 Preliminary and issue expenses

Opening Balance	3,607,210
Less: Amortisation During the Period	228,537
	3,378,673

07.00 Accounts Payable

Management Fee	1,613,411
Trustee Fee-SENTINEL	143,540
Preliminary Expenses Payable	3,279,280
Printing Publication & Other Expenses	213,000
Tax & VAT Payable	399,813
	5,649,044



AR

30-Jun-2022

08.00 Net Asset Value (NAV)

Total Net Assets Value at Cost	260,965,925
Number of unit	25,000,000
Per Unit NAV at cost	10.44
a.Total Net Assets Value at Cost	260,965,925
b. (Unrealised loss) or Unrealised Gain (note 1.05)	(14,193,076)
Total Net Assets Value at Fair Value (a+b)	246,772,849
Number of unit	25,000,000
Per Unit NAV at fair value	9.87

09.00 Printing Publication & IPO Expenses

Publication of Reports & Periodicals Expenses	250,000
Listing Fees Expense	25,000
IPO Expenses	3,000
	278,000

10.00 (Total Provision for VAT,Tax & write off)/ write back against erosion of fair value

Provision for previous year (B/F)	-
Market Provision Taken (1.01)	(14,193,076)
Provision for VAT and Tax	(276,019)
	(14,469,095)

11.00 Earnings Per Unit (EPU)

Net profit after (provision)/writeback of unrealise loss	7,387,849
Number of unit	25,000,000
EPU	0.30

Dhaka,
Date: July 28, 2022



AR